

Creating Favorable Investment Climates and Economic Conditions for Natural Gas

**Charlie Riedl,
Center for LNG**

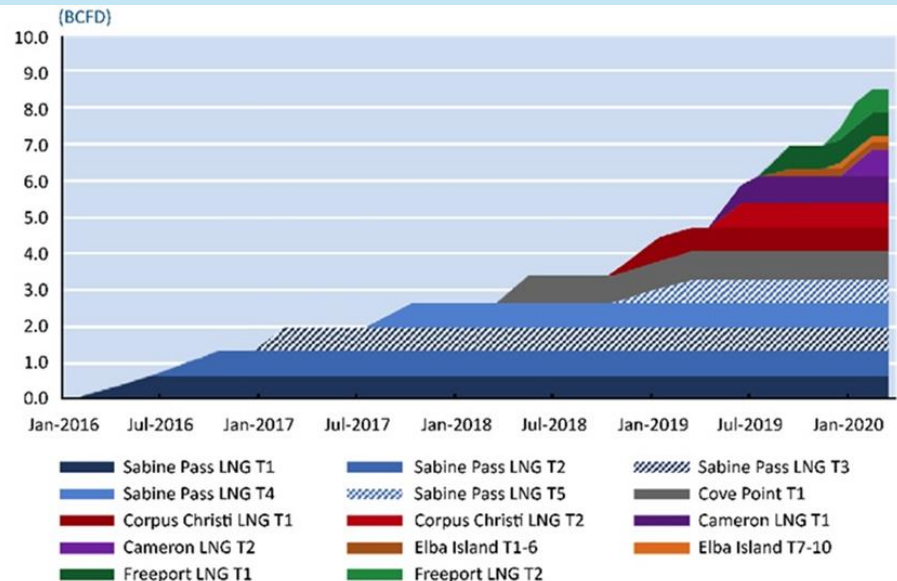
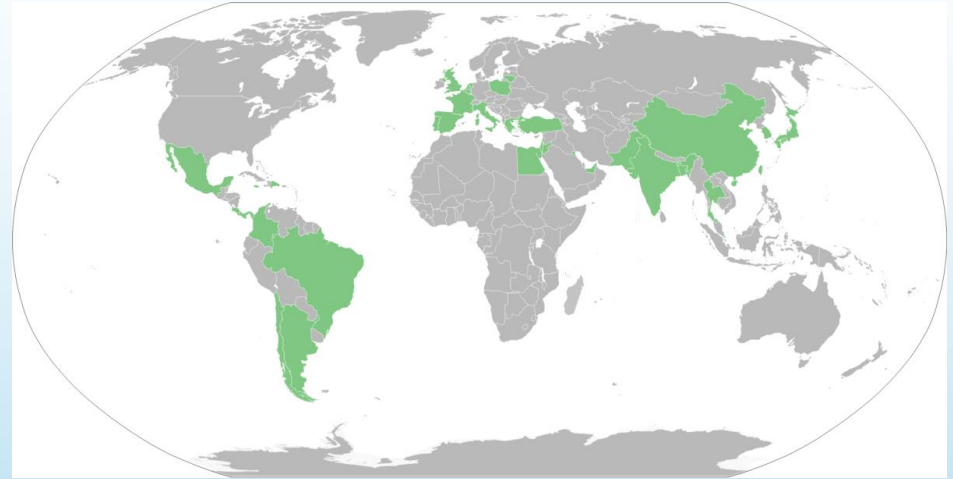
**USEA
Virtual Presentation**

Who We Are



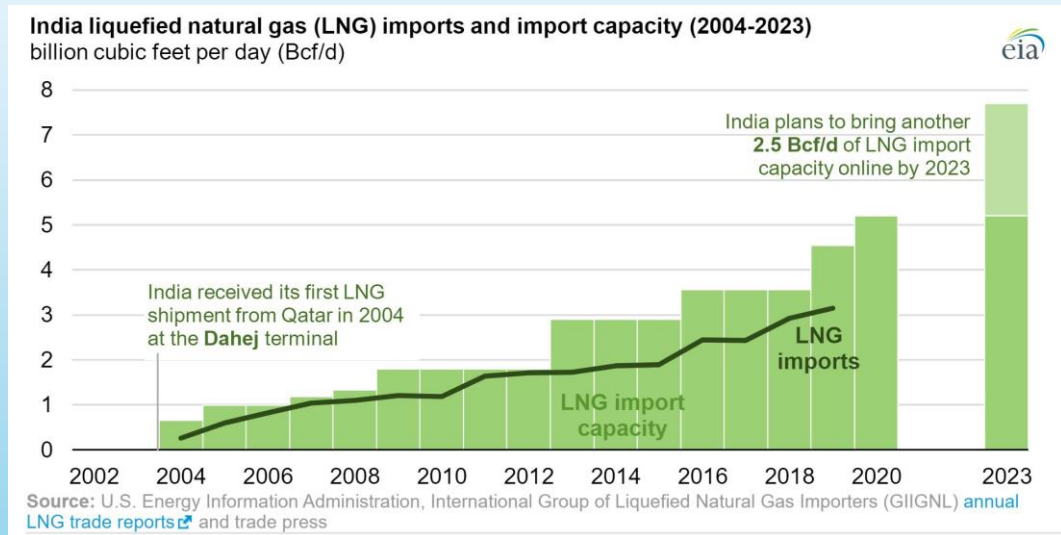
U.S. LNG: How We Got Here

- Since 2016, the U.S. has exported more than 2 Tcf to more than 35 countries.
- Demand from Asian and European markets have driven U.S. exports
 - China, Japan, South Korea, India, and the EU dominate
- Since 2016, the U.S. has added roughly 9 Bcf of export capacity with more projects under construction or approved.



Growing Global Demand for LNG

- As the global LNG market continues to grow and mature, more participants are entering and incorporating LNG in their energy mixes.
 - Vietnam Power Plant Project
 - Philippines LNG Import Terminals
 - Indian investment in midstream and import capacity
- Asia represents the largest source for growth in global LNG trade as nations seek to reduce emissions and provide reliable affordable baseload power.



Threats to Investment Environment


- Fossil fuel financing is becoming more difficult globally
- Natural gas is not feeling brunt currently, but change is coming.
 - Increased environmental scrutiny
 - Restrictions on capital or increased borrowing costs
 - Local pushback
- Large bets on natural gas and LNG
 - Berkshire investment in Anadarko and Dominion gas and LNG assets
 - Increased investment in import terminals globally
 - LNG as a fuel adoption growing with ship orders



WORLD BANK

BlackRock

BERKSHIRE HATHAWAY INC.



Vanguard

For more information visit:

www.lngfacts.org

**The Center for Liquefied Natural Gas
Charlie Riedl, Executive Director**

Follow us on Twitter @LNGfacts