

# U.S. LNG Update

**Charlie Riedl**


**Executive Director at the Center for LNG**

**19th Annual State of the Energy Industry Forum**

**January 26, 2023**



# Who We Are



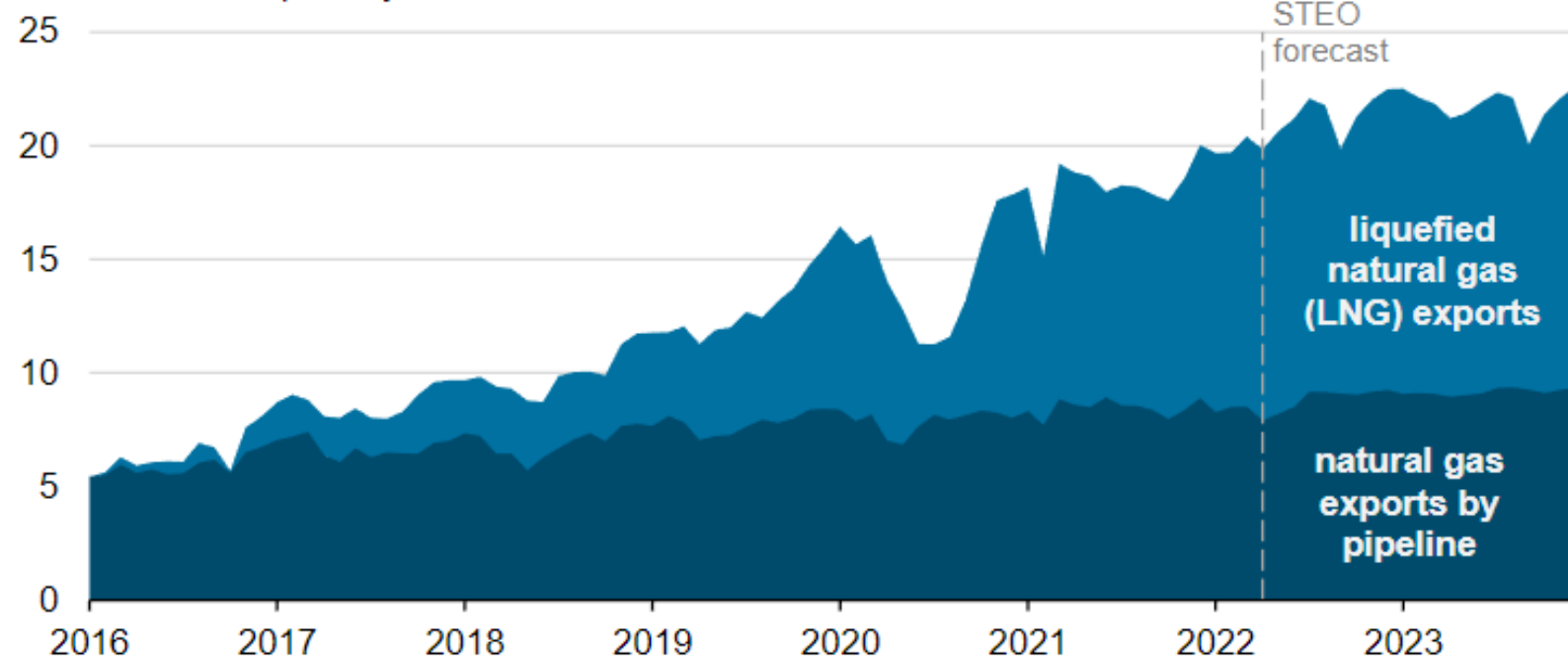
# U.S. LNG: How We Got Here

Since 2016, U.S. LNG nameplate capacity has risen to over 12 Bcf/d.

## Liquefied natural gas exports continue to lead growth in U.S. natural gas exports

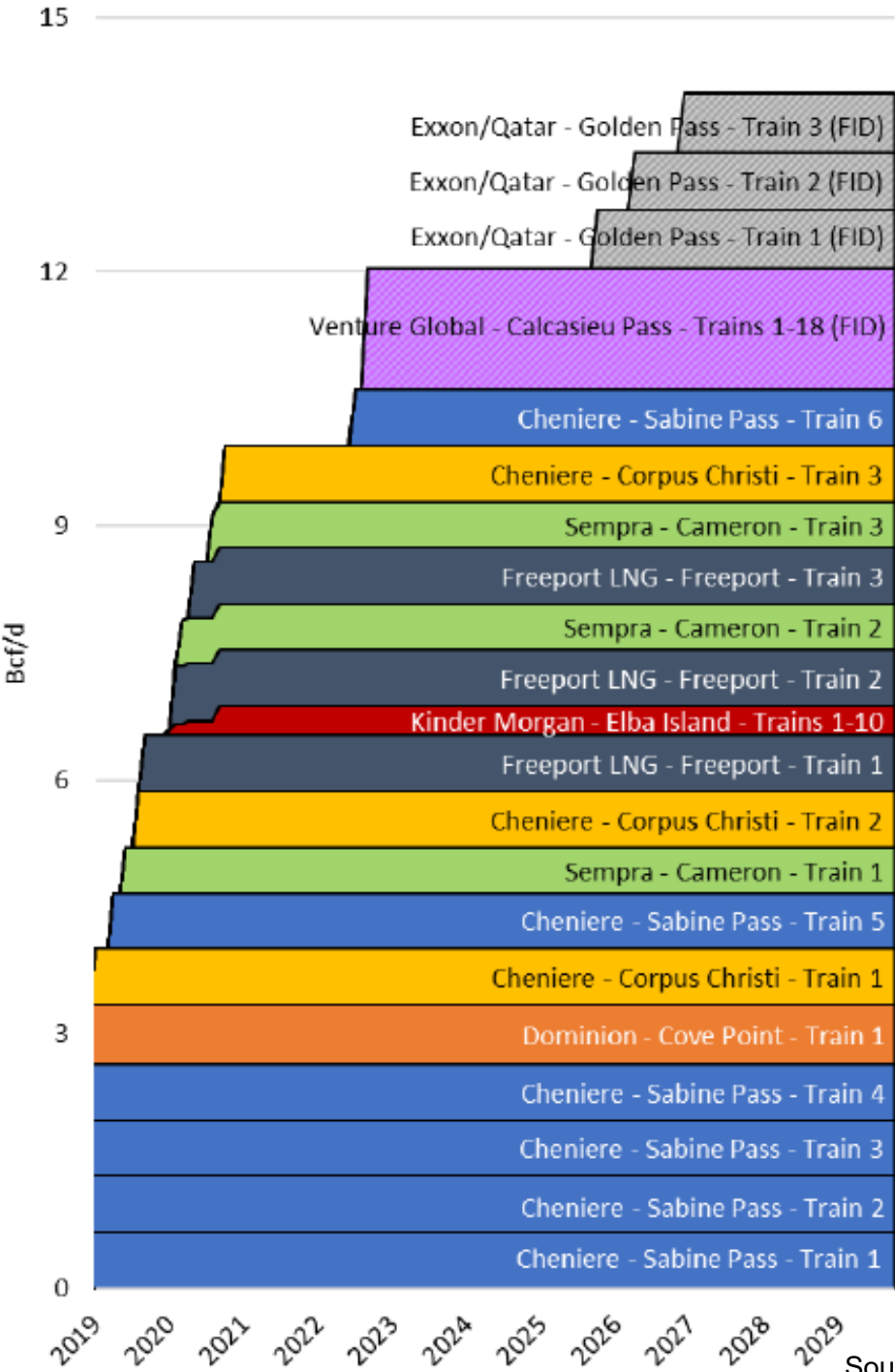
Monthly U.S. natural gas exports (Jan 2016–Dec 2023)

billion cubic feet per day

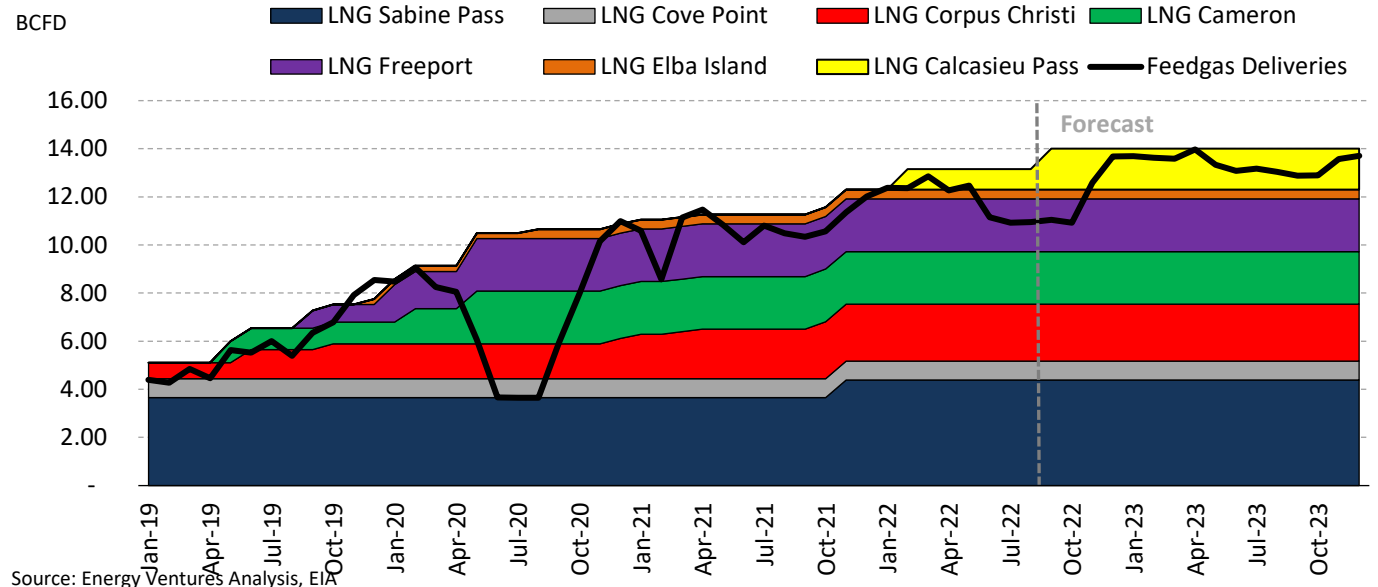


Source: U.S. Energy Information Administration, *Short-Term Energy Outlook* (STEO)

# U.S. LNG Outlook



## U.S. LNG Export Capacity vs. Feedgas Deliveries

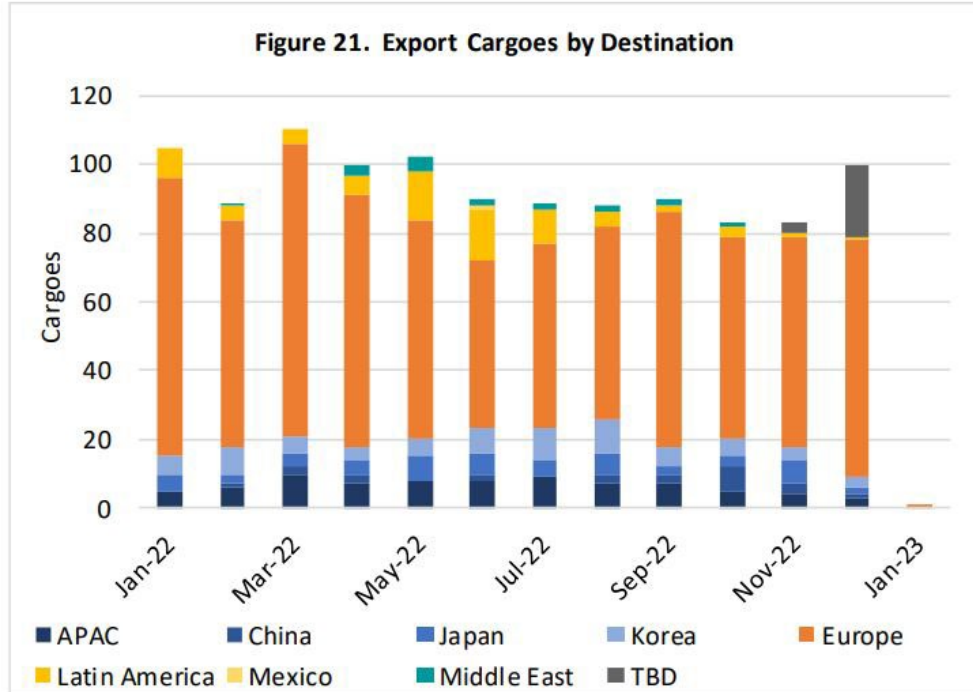
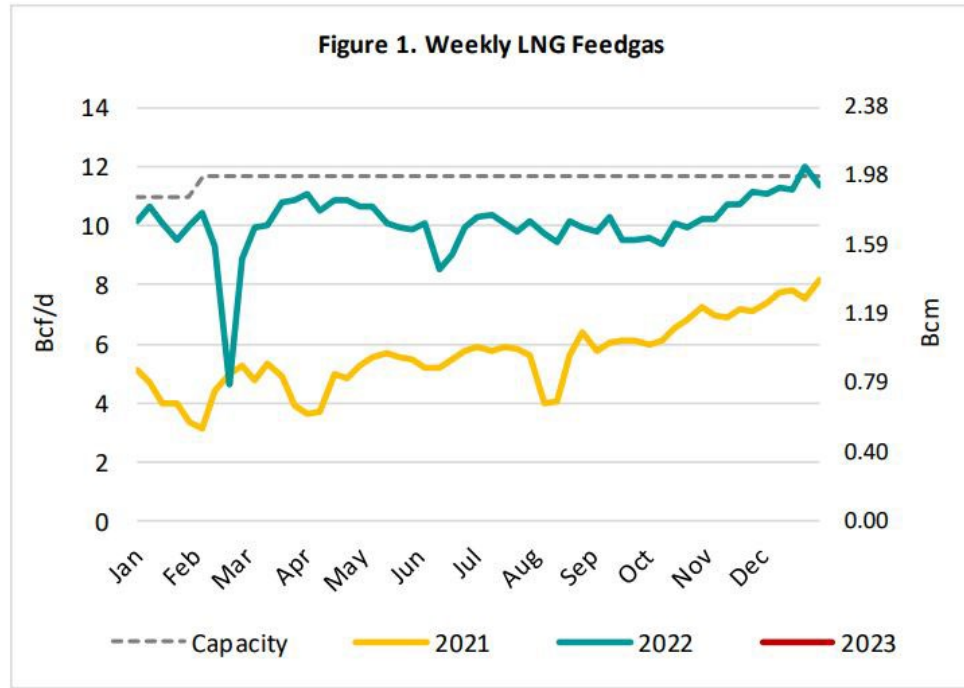


Source: Energy Ventures Analysis, EIA

Source: RBN Energy LNG Voyager



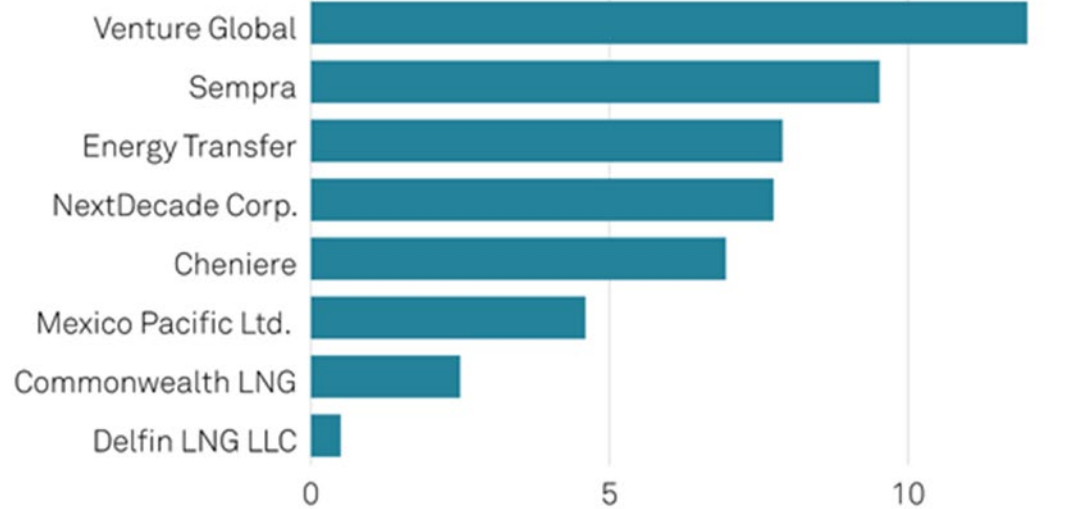
# How U.S. LNG has responded to European energy crisis



# What more can U.S. LNG do to alleviate European energy crisis

## US LNG developers signed a flurry of SPAs in 2022

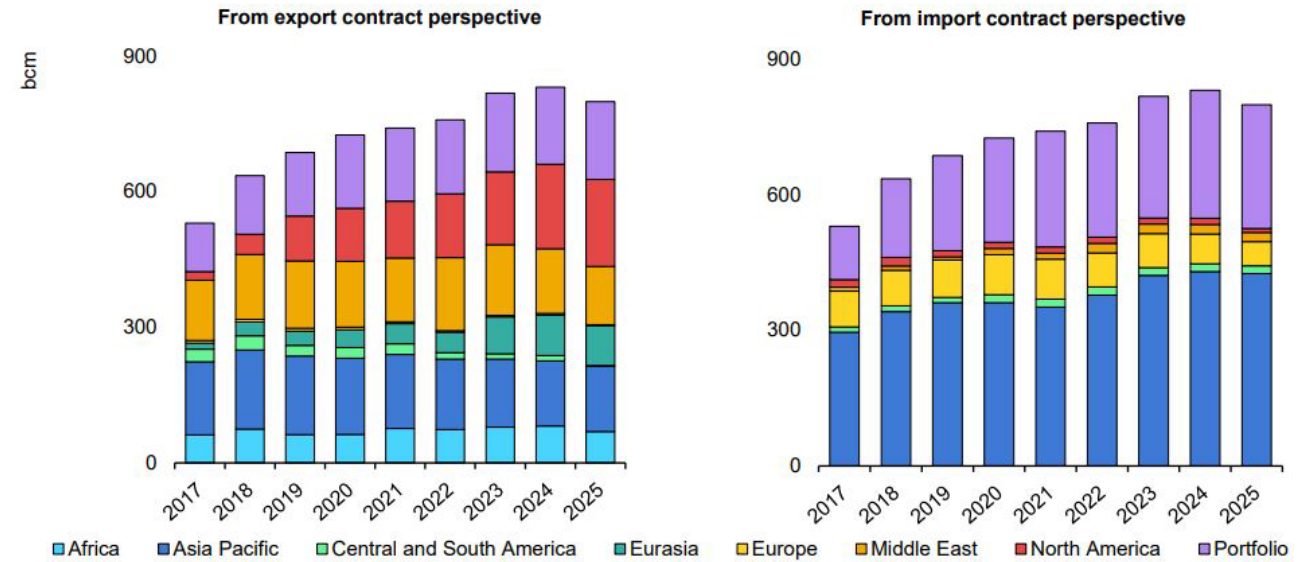
(million mt/yr)



Source: S&P Global Commodity Insights

North America is the main source of additional contracted exports to 2025, while Asia Pacific retains its leading role in contracted LNG imports

Total active LNG contracts, 2017-2025

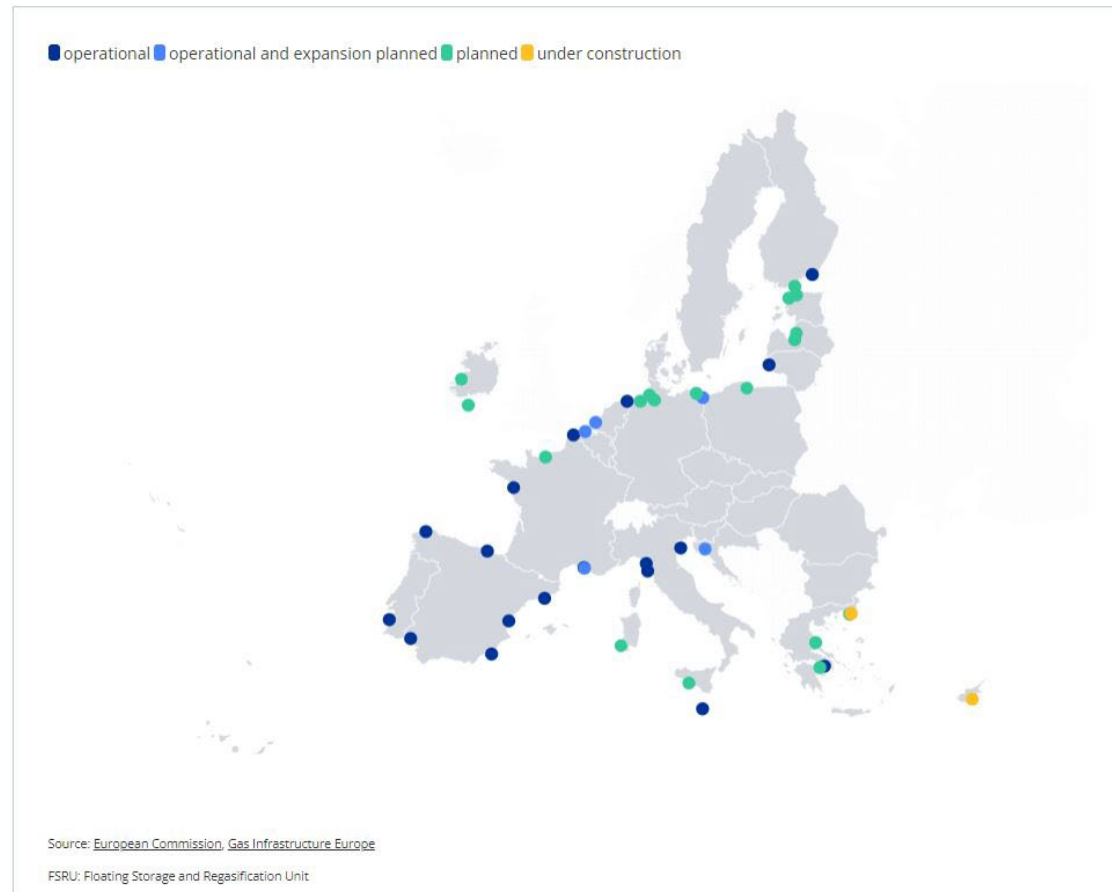


Source: IEA analysis based on ICIS (2022), [ICIS LNG Edge](#).

IEA. CC BY 4.0.

# What more can Europe be doing to alleviate energy crisis

## LNG infrastructure in the EU



### LNG Contracts Signed by European Customers in 2022

Buyer	Seller	Contract Volume, bcm/year	Duration	Start Year	Export Project	Type of Agreement
Galp	NextDecade	1.3	20	2027	Rio Grande LNG	Sales and Purchase Agreement
EnBW	Venture Global	2.7	20	2026	Plaquemines LNG, CP2 LNG	Sales and Purchase Agreement
RWE	Sempra Infrastructure	3.0	15	TBC	Port Arthur Phase 1	Heads of Agreement
Uniper	Woodside	1.0	16	Jan. 2023	Global portfolio	Sales and Purchase Agreement
PGNiG	Sempra Infrastructure	4.1	20	2027	Port Arthur, Cameron	Heads of Agreement
Ineos	Sempra Infrastructure	1.9	20	TBC	Port Arthur Phase 1	Sales and Purchase Agreement
Engie	Sempra Infrastructure	1.2	15	TBC	Port Arthur Phase 1	Sales and Purchase Agreement
Engie	Cheniere	1.2	20	2021	Corpus Christi	Amended Sales and Purchase Agreement
Engie	NextDecade	2.4	15	2026	Rio Grande LNG	Sales and Purchase Agreement
Centrica	Delfin Midstream	1.3	15	2026	Delfin FLNG	Heads of Agreement

Source: Company data, BloombergNEF, Bloomberg  
NOTE: Volume converted from million tons per year of LNG to billion cubic meters of regasified gas

Bloomberg

# Learn More About U.S. LNG Exports this Winter

The Natural Gas Supply Association released its 22<sup>nd</sup> Annual Winter Outlook detailing supply and demand dynamics in the natural gas market. Additionally, we created a helpful Q&A on LNG exports and the winter market as well.

As exports have grown, so too has the role they play in the market. Learn more about the dynamics in the Outlook found at [www.NGSA.org](http://www.NGSA.org)

