

# LINEMAN AND FIELD EMPLOYEE TRAINING

## *CHRISTY DRAY*

- Bundled Safety Training
- Distribution Services Training Calendar
- Field Leader Development Training
- Apprenticeship Training Programs



# Bundled Safety Training

	Time	Hrs	Class	Time Charge #	Exempt Employees	Instructor
<b>DAY 1</b> HEDGE Training Facility	7:00 AM - 9:30 AM	2.5	Pole Top/Tree Top & Aerial Rescue	7000062	Most Inspectors	Steve Hintze
	9:30 AM - 10:45 AM	1.3	Ladder Safety	7000062		Martin Koch & Steve Hintze
	10:45AM - 11:15 AM	0.5	2010 NERC Awareness & Compliance	7002795		Lori Pena/ Steve Apicelli
	11:15 AM - 12:30 PM	1.3	Lunch	-	-	-
	12:30 PM - 2:00 PM	1.5	Hazardous Materials Management	7000062		Suzette Villanueva
	2:00 PM - 4:00 PM	2.0	Equipment Training	7000063		Jerry Bufford
			<b>9.0</b>	<b>Total Hours</b>		
<b>DAY 2</b> Building H Rm 1A	7:00 AM - 9:00 AM	2.0	SIM Observer	7000062		Steve Apicelli/ Others
	9:00 AM - 10:15 AM	1.3	Substation Entry	7000062		Ron Stephens/ Tony Steelman
	10:15AM - 11:15 AM	1.0	Safety Manual Review	7000062		Lori Pena/ Steve Apicelli
	11:15 AM - 12:30 PM	1.3	Lunch	-	-	-
	12:30PM - 1:30 PM	1.0	FR Clothing Overview	7000062		Lori Pena/ Steve Apicelli
	1:30PM - 3:30 PM	2.0	Outside Ergo Program	7000062		Lori Pena/ Steve Apicelli
			<b>8.5</b>	<b>Total Hours</b>		
<b>DAY 3</b> Building H Rm 1A & T3 Trailer	7:00 AM - 10:00 AM	3.0	Smith System Refresher	7000062		Larry Pierce
	10:00 AM - 11:30 AM	1.5	Dog Bite Awareness	7000062		Steve Apicelli
	11:30 AM - 12:30 PM	1.0	Lunch	-	-	-
	12:30 PM - 2:30 PM	2.0	Traffic Control / Flagging Refresher	7000062	Troubleshooters	Stephanie Pompei/ Jeremy Penney
	2:30 PM - 4:00 PM	1.5	On Line Training D/H & Ethics	7002795	T-3 TRAILER	Tyson Clarke/ Christy Dray
			<b>9.0</b>	<b>Total Hours</b>		



# May 2010

SUNDAY	MONDAY	TUESDAY	WEDNESDAY	THURSDAY	FRIDAY	SATURDAY
Safety Meeting Topic- Heat Illness						1
2	3 ADO/Line	4 Sub. & Network Safety Mtg.  Field Leader Trng.(LINE)	5 T.S. Safety Mtg.  Field Leader Trng.(LINE)	6 Line Safety Mtg.	7 ADO/Line	8
9	10	11 Veg. Safety Mtg.  DSO, CABLE LOCATOR, METER, PQT	12 CMI/Survey/T.S. Safety Mtg.  VEG Arboriculture (NATS Vendor)	13 Line Foreman Mtg.   Helicopter Long- Lining	14 Pay day	15  Lineman's Rodeo- Los Angeles
16	17 ADO/Line	18  LINE DIVISION, FAULT LOCATORS, LEOs, TROUBLESHOOTERS	19 Field Meter/T.S./ Cable Loc. Safety Mtg.	20	21 ADO/Line	22
23	24  LINE DIVISION, FAULT LOCATORS, LEOs, TROUBLESHOOTERS	25 Make Up Safety Mtg.	26 T.S. Safety Mtg.	27 Line Foreman Mtg.  Field Leader Trng. (LINE)	28 Pay day	29
30	31 Holiday					



**USAID**  
FROM THE AMERICAN PEOPLE




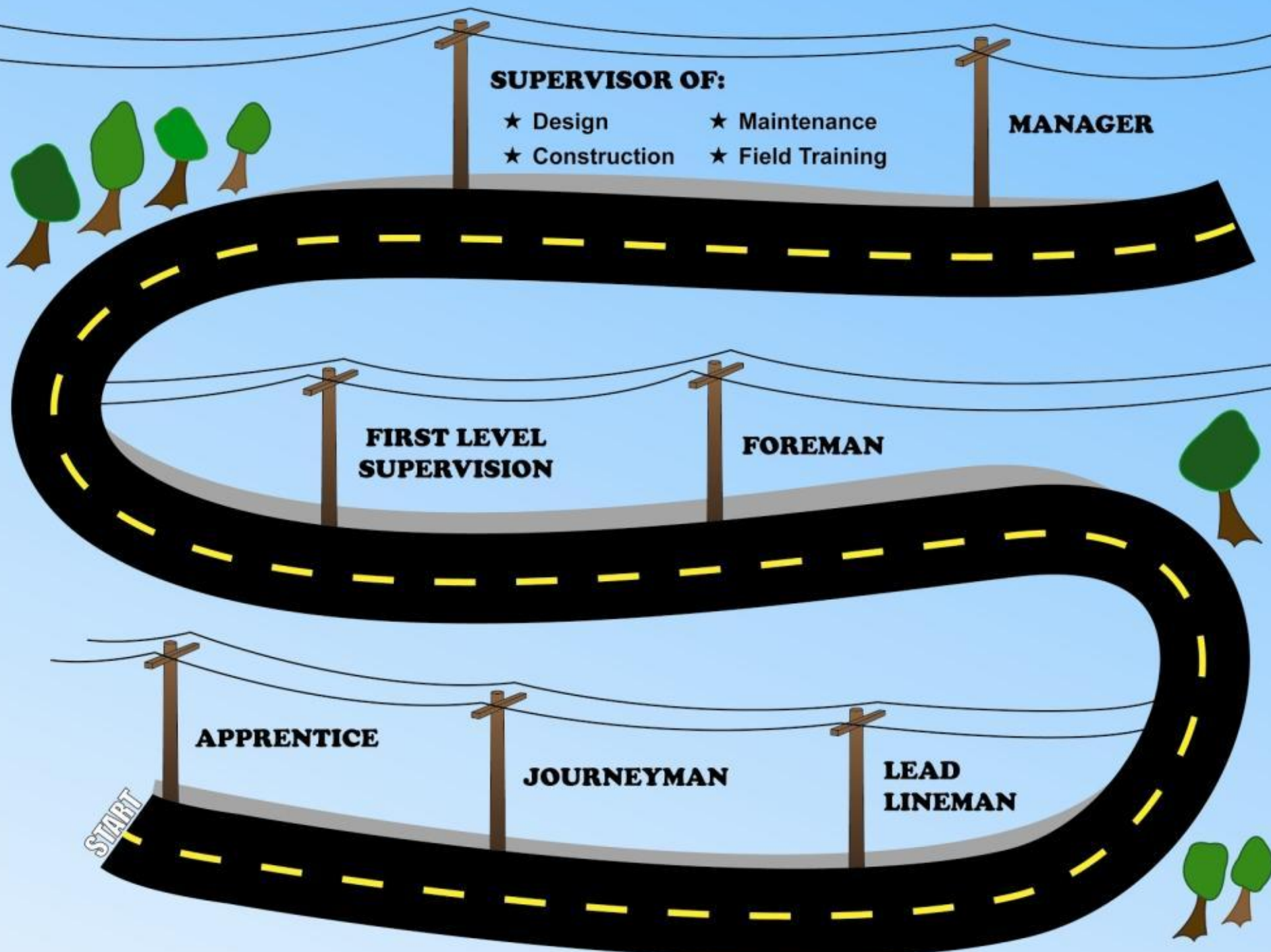
**SMUD**  
SACRAMENTO MUNICIPAL UTILITY DISTRICT  
8201 S Street, Sacramento, CA 95811-1888  
The Power To Do More.™

# Field Leader Development Training

## Past Initiatives

- Leadership Certificate Portfolio
  - Leadership Behavior Models
  - Leadership Development Series
  - Online Leadership Series
  - External Opportunities





**SUPERVISOR OF:**

- ★ Design
- ★ Maintenance
- ★ Construction
- ★ Field Training

**MANAGER**

**FIRST LEVEL SUPERVISION**

**FOREMAN**

**APPRENTICE**

**JOURNEYMAN**

**LEAD LINEMAN**

**START**

# Past Initiatives (con't.)

- Field Leadership Development Program (Phase I)
  - Needs Assessment
  - NWPPA Foreman Leadership Training
  - DDI Materials
  - Customized Approach



# Current Initiatives

- Defining Our Business Unit
- Foreman Safety Interviews
- Motivational Speaker
- Field Leader Committee
- Field Leader Development Trng.- Phase II



# Apprentice Training Programs

## 48 Month Apprenticeship

- Line
- Substation Electrician
- Elec-Tech (Advanced App.)
- Meter Technician

## 54 Month Apprenticeship

- Network Cable Splicer/ Elec.





# LIVE LINE WORK OVERVIEW & STRATEGY

*TOM MULLALLY*

- Apprenticeship Training Program
- Hot Stick Training- Step 3 of Apprenticeship
- Rubber Glove Training- Step 5 of Apprenticeship



# Cutting in Deadends in # 6 Copper, Energized



# Lay Out for Cutting in Deadends



# Rigging Laid Out in the Air



# Mechanical Jumper installed and pulling Slack in the Conductor



# Securing and Cutting the Conductor



Inserting the  
#6 Copper  
into the  
automatic  
Deadend



# Remove Old Insulator and Install New with Jumper Tied In






# Installing New Permanent Jumper



# Removing Mechanical Jumper



# Permanent Jumper Installed -Job Completed



**USAID**  
FROM THE AMERICAN PEOPLE

**USEA**  
United States Energy Association



**SMUD**  
SACRAMENTO MUNICIPAL UTILITY DISTRICT  
6201 S Street, Sacramento, CA 95817-1888  
The Power To Do More.™

# Rubber Glove Training

## Sectionalizers

SMUD Distribution Services  
*2007*



# Sectionalizers

## Project 1

*Using all of the required tools and materials, with minimal assistance from the instructor, install sectionalizers for the purpose of sectionalizing or fusing line conductors.*



# Prerequisites

- ✓ Minimum Fifth Step Hot Apprentice



# Prerequisites (con't.)

- ✓ Rubber goods have current test date stamped



# Prerequisites (con't.)

- ✓ Aerial lift and bucket liner have current inspection date sticker

This unit was inspected by  
**diversified inspections/ITL**  
*Aerial Lift / Crane Inspections & Certifications*  
Phoenix, AZ • 800-992-1111 • www.dsusa.com

Unit Number: **57041576** Serial Number: **MD0092** Inspector's Name: **B30**

Type of Inspection:  
 AE  
 AT  
 JT  
 JT  
 OT LINER  
 VT/OP  
 ROAD  
 NPRA

Month: 05 Year: 08

Day: 17





# Tailboard

- Hazards
- Methods
- Roles
- Tools and Materials
- Worksite Protection



# Lay out all equipment and tools as you plan to use them

Blankets

Line Hoses

Sectionalizers



Strap Hoist



# Inspect, Air/ Water Test Rubber Gloves



# Clean all protective rubber gear, hot lines and rigging



# Apply powder as needed to help ease the application of rubber goods



**USAID**  
FROM THE AMERICAN PEOPLE

**USEA**  
United States Energy Association



**SMUD**  
SACRAMENTO MUNICIPAL UTILITY DISTRICT  
8201 S Street, Sacramento, CA 95817-1888  
The Power To Do More.™

# Set up truck and barricade



# Clean aerial lift



# Check upper and lower controls



**USAID**  
FROM THE AMERICAN PEOPLE

**USEA**  
United States Energy Association



**SMUD**  
SACRAMENTO MUNICIPAL UTILITY DISTRICT  
8201 S Street, Sacramento, CA 95817-1888  
The Power To Do More.™

# Identify, cover or isolate any possible first and second point of contact






# View of all three phases covered and starting work



# Install Sectionalizer



Minimum Exposure



# Attach Strap Hoist and Grip

Hoist is now energized



# Tension Sectionalizer



# Tighten Dead End Shoe



Elbows Close to Body

Handle Away from Body



# Remove Strap Hoist and Wire Grip



# Cover Sectionalizer with Blankets

